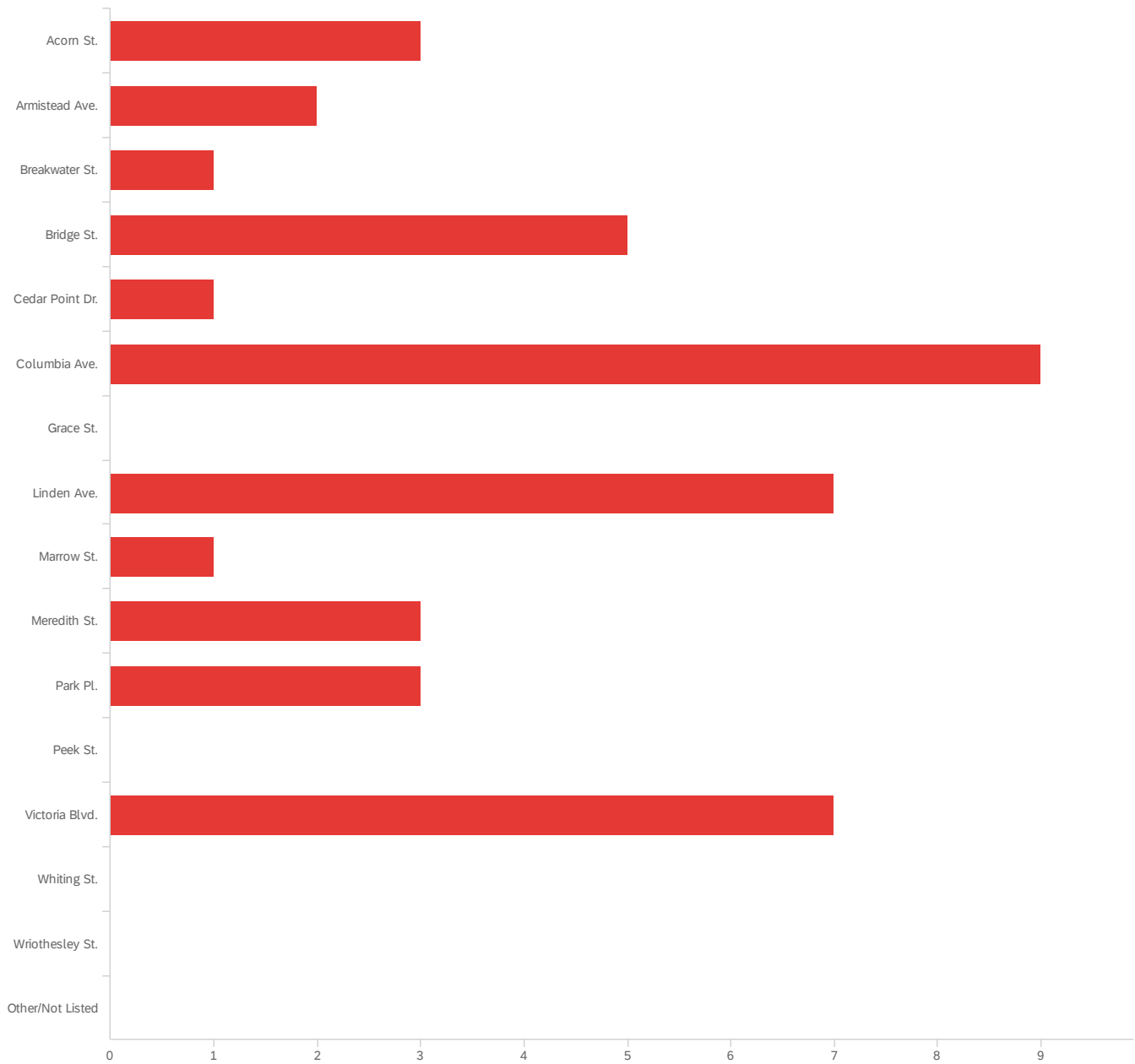


Default Report

Historic Little England Community (HLEC): Election of Officers

July 31, 2020 3:27 AM EDT

Q7 - Only one vote is permitted for each residential dwelling. By voting you certify that you are a resident of the Historic Little England Community in Hampton, VA. "Any individual 18 years of age or older who owns Real Property, as defined as a residential dwelling with a City of Hampton RPC (Real Property Code) Number, within the Community's community boundary as described in Article IV of the Bylaws is eligible to vote. Buildings with multiple addresses or separate units with only one individual RPC Number will be allotted only one vote." What is your street of residence?



#	Field	Minimum	Maximum	Mean	Std Deviation	Variance	Count
---	-------	---------	---------	------	---------------	----------	-------

1	Only one vote is permitted for each residential dwelling. By voting you certify that you are a resident of the Historic Little England Community in Hampton, VA. "Any individual 18 years of age or older who owns Real Property, as defined as a residential dwelling with a City of Hampton RPC (Real Property Code) Number, within the Community's community boundary as described in Article IV of the Bylaws is eligible to vote. Buildings with multiple addresses or separate units with only one individual RPC Number will be allotted only one vote." What is your street of residence?	1.00	13.00	7.33	3.67	13.46	42
---	---	------	-------	------	------	-------	----

#	Field	Choice Count
---	-------	--------------

#	Field	Choice Count
1	Acorn St.	7.14% 3
2	Armistead Ave.	4.76% 2
3	Breakwater St.	2.38% 1
4	Bridge St.	11.90% 5
5	Cedar Point Dr.	2.38% 1
6	Columbia Ave.	21.43% 9
7	Grace St.	0.00% 0
8	Linden Ave.	16.67% 7
9	Marrow St.	2.38% 1
10	Meredith St.	7.14% 3
11	Park Pl.	7.14% 3
12	Peek St.	0.00% 0
13	Victoria Blvd.	16.67% 7
14	Whiting St.	0.00% 0
15	Wriothesley St.	0.00% 0
16	Other/Not Listed	0.00% 0

42

Showing rows 1 - 17 of 17

Q8 - What is your street number? (i.e. 173)

What is your street number? (i.e. 173)

2

169

4405

813

60

331

4611 Victoria Blvd 4139

811

163

808

622

123

4600

101

4503

435

107

82

609

140

401

624

What is your street number? (i.e. 173)

159

4500

4601

467

131

78

4506

52

5

137

100 Columbia ave

47

119

128

145

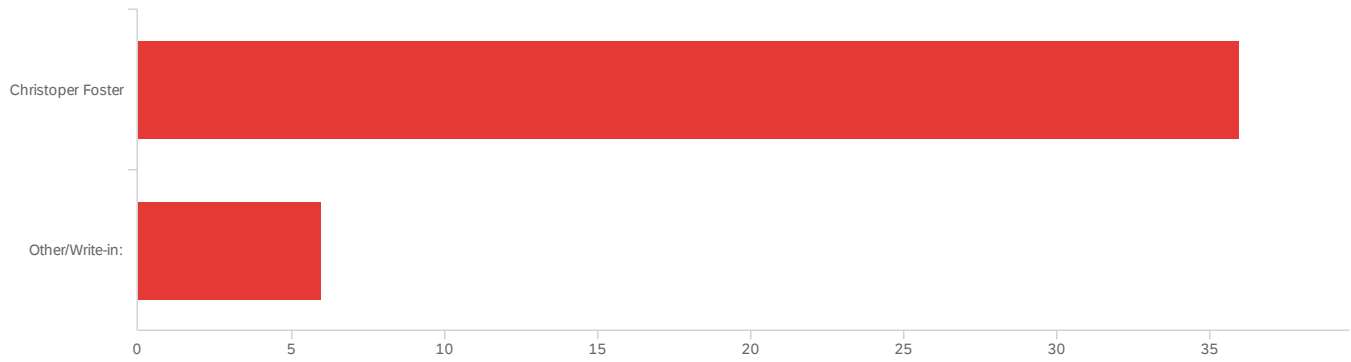
164

134

118

544

Q1 - Please cast your vote for President:



#	Field	Minimum	Maximum	Mean	Std Deviation	Variance	Count
1	Please cast your vote for President: - Selected Choice	1.00	2.00	1.14	0.35	0.12	42

#	Field	Choice Count
1	Christoper Foster	85.71% 36
2	Other/Write-in:	14.29% 6

42

Showing rows 1 - 3 of 3

Q1_2_TEXT - Other/Write-in:

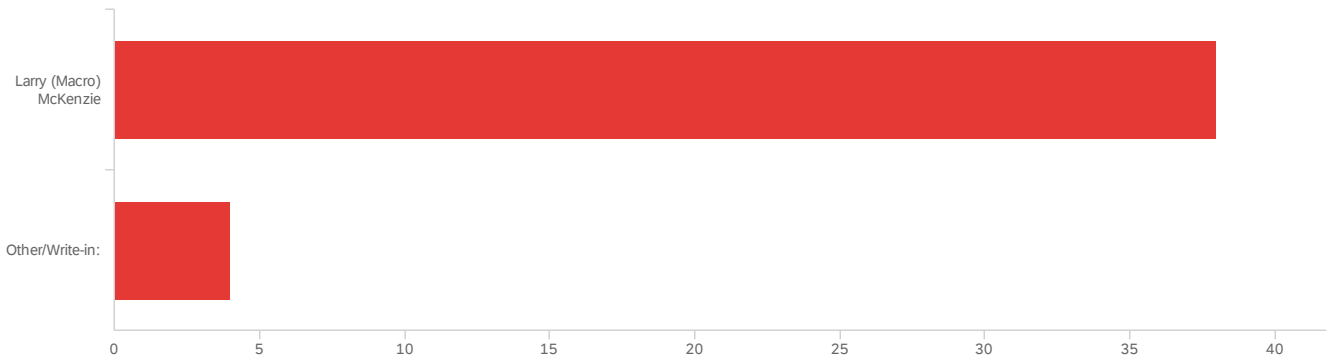
Other/Write-in:

John Kochanowski

Barbara Sinclair

Kevin Ealey

Q2 - Please cast your vote for Vice President:



#	Field	Minimum	Maximum	Mean	Std Deviation	Variance	Count
1	Please cast your vote for Vice President: - Selected Choice	1.00	2.00	1.10	0.29	0.09	42

#	Field	Choice	Count
1	Larry (Macro) McKenzie	90.48%	38
2	Other/Write-in:	9.52%	4

42

Showing rows 1 - 3 of 3

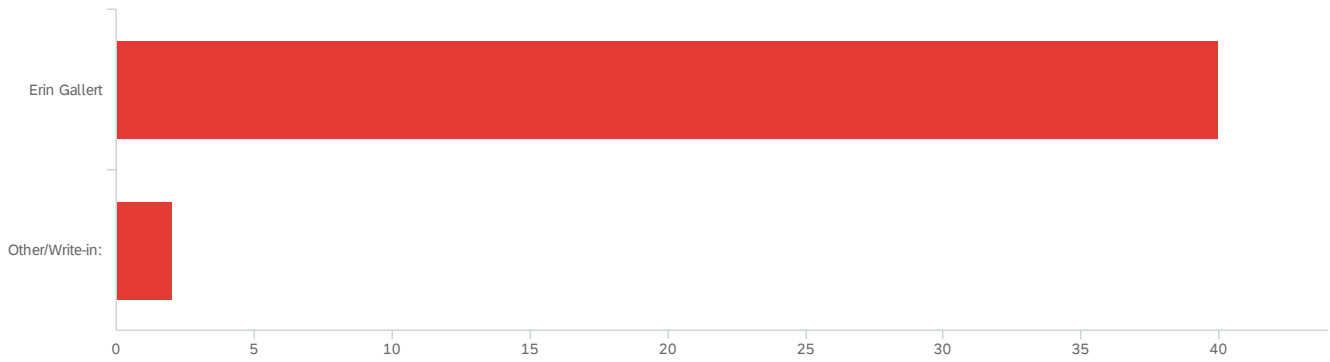
Q2_2_TEXT - Other/Write-in:

Other/Write-in:

John Wandling

Mark wheeler

Q3 - Please cast your vote for Treasurer:



#	Field	Minimum	Maximum	Mean	Std Deviation	Variance	Count
1	Please cast your vote for Treasurer: - Selected Choice	1.00	2.00	1.05	0.21	0.05	42

#	Field	Choice Count
1	Erin Gallert	95.24% 40
2	Other/Write-in:	4.76% 2

42

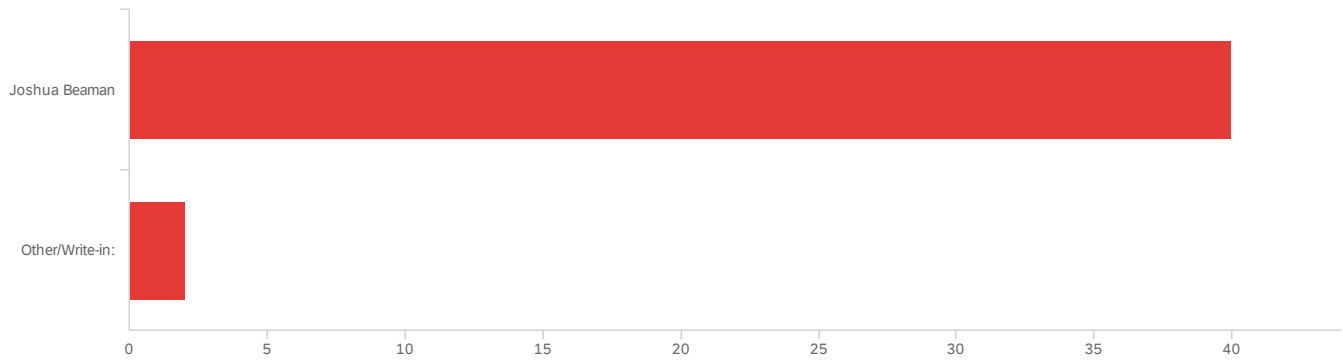
Showing rows 1 - 3 of 3

Q3_2_TEXT - Other/Write-in:

Other/Write-in:

Andy Armstrong

Q4 - Please cast your vote for Secretary:



#	Field	Minimum	Maximum	Mean	Std Deviation	Variance	Count
1	Please cast your vote for Secretary: - Selected Choice	1.00	2.00	1.05	0.21	0.05	42

#	Field	Choice Count
1	Joshua Beaman	95.24% 40
2	Other/Write-in:	4.76% 2

42

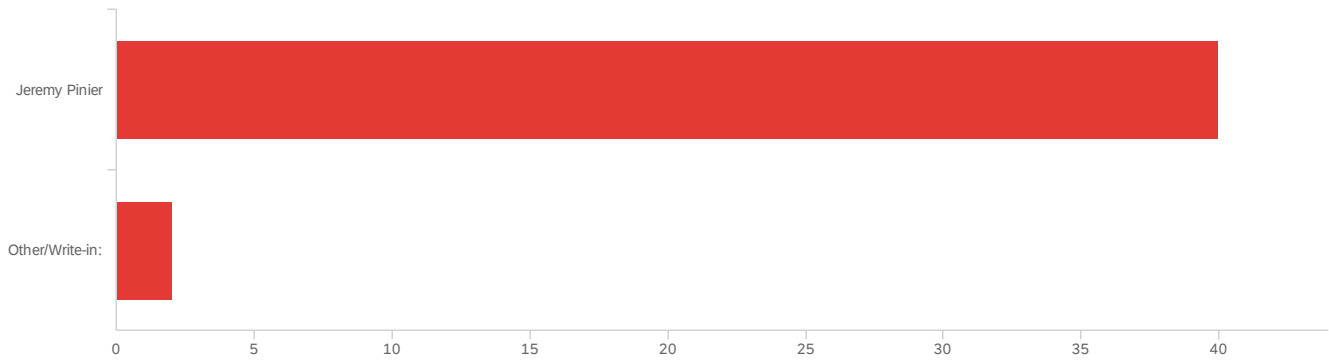
Showing rows 1 - 3 of 3

Q4_2_TEXT - Other/Write-in:

Other/Write-in:

Barbara Sinclair

Q5 - Please cast your vote for Director at Large:



#	Field	Minimum	Maximum	Mean	Std Deviation	Variance	Count
1	Please cast your vote for Director at Large: - Selected Choice	1.00	2.00	1.05	0.21	0.05	42

#	Field	Choice Count
1	Jeremy Pinier	95.24% 40
2	Other/Write-in:	4.76% 2

42

Showing rows 1 - 3 of 3

Q5_2_TEXT - Other/Write-in:

Other/Write-in:

Josephine Myers

End of Report

